

STORYARK SNAPSHOT FY23

Fiscal Year 23: July 1, 2022 to June 30, 2023*

Why

StoryArk envisions a world where all stories are welcomed, valued and uplifted as an integral part of the larger narrative. Since it became a nonprofit in 2016, StoryArk has helped youth in grades five through twelve initiate creative teams in which they communicate, collaborate and connect with each other to produce narrative podcasts, short films, and a literary magazine that publishes prose, poetry and visual arts.

StoryArk bridges the gap between assumption and authenticity. Through storytelling, real connections are made across different communities, schools, cultures and lived experiences. Students, teachers, administrators and members of the community learn what's important to each other, how they are different, and how they are the same.

Students are empowered to have agency over their own narrative, the way they view their life, and the way others understand them. Sharing through stories - whatever the medium - not only empowers the individual, but also creates a healthy community as people grow in empathy and understanding of student experiences. In this way, we fulfill our mission to empower youth voices and equip young artists to thrive.

Who

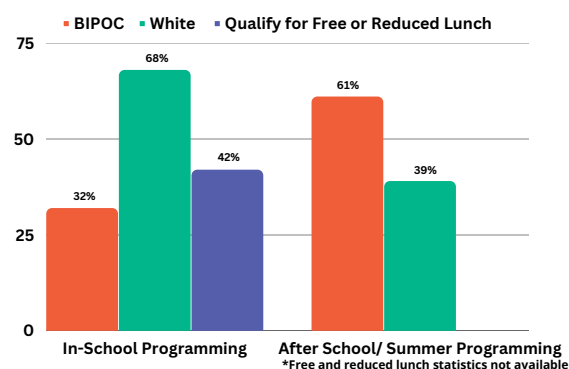
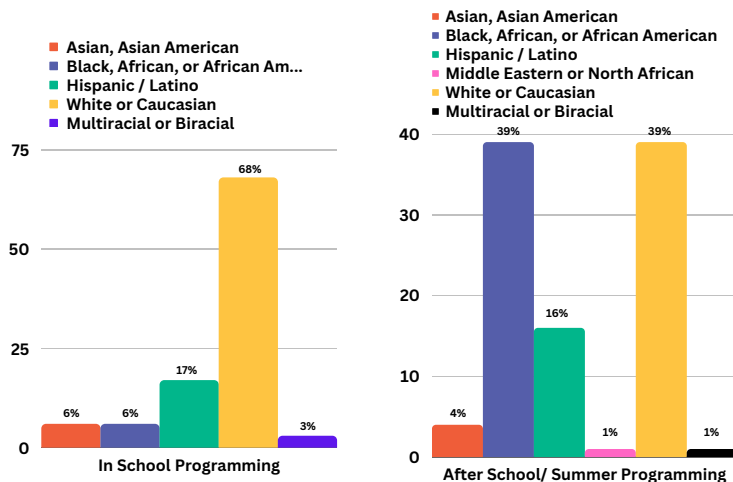
Student initiated, student led, our creative process focuses on building artistic and intercultural skills through a passion for storytelling and the desire to communicate and be in relationship with each other. In the last twelve months, we have tripled the number of students served and doubled our full time staff.

1051 students served in FY23

~ 30% of students live in rural areas in South Central Minnesota; 70% of our students live in large towns/urban areas, most of them Twin Cities East Metro

~ 41% of the students in our in-classroom programming qualify for free and reduced lunch

Demographics across In School and After School/Summer Programming



*In order to be on the same fiscal year as the school districts we work with, starting July 1 of 2022, StoryArk changed its fiscal year from a calendar year to one that runs from July 1 to June 30th

What - StoryArk Programming

Students meet during the school day, after school, and at summer camps as planned, implemented and facilitated by our college aged StoryArk alumni whom we hire to be Emerging Professionals (EPs). StoryArk has built a career ladder opportunity by promoting more experienced EPs to become Program Directors (PDs) to head up our programs with the mentorship support of StoryArk's full time staff.



IN THE CLASSROOM

Culturally Responsive Student Leadership:

leadership training for 5th graders using stories to learn about self and others (420 - 5th graders in Forest Lake Area Schools - 22% BIPOC; 91 - 5th graders in Stillwater Area Public Schools - 30% BIPOC; 278 - 5th graders in St James, Madelia, Lake Crystal-Wellcome-Memorial, Maple River - 64% BIPOC)

My Story, Your Story, Our Story: Students consider their own roles, identities, culture, social styles and conflict styles and then apply what they learn to create original characters, determine themes, and develop a story as a class and within creative teams. (77 - 10th and 11th grade students - 65% BIPOC)

AFTER SCHOOL

Youth Executive Board:

high school leadership group that meets once a week after school and uses stories to advocate for self and for others (21 students - 90% BIPOC from Stillwater, Roseville, South St Paul, Inver Grove Heights and Forest Lake School Districts)

Boomsite Magazine:

an immersive, multimedia publication that features student stories across podcast, film and literary arts as well as print version Mini-Mags that include student prose, poetry and visual arts (120 students - 60% BIPOC)

SUMMER PROGRAMMING

July - August 2022:

Podcast, Film and Creative Writing Camps (48 students - 65% BIPOC)

Valley Friendship Club Photography Camp (12 neurodivergent young adults)

StoryArk Festival celebrating all student stories as shared through podcast, film, music, creative writing and visual arts

June 2023 Rising Action Tour:

High school youth from 4 different South Central Minnesota school districts joined together to collaborate, build relationships, create and share their stories through podcast, creative writing and music (44 students - 57% BIPOC)

Arts Administration Teams for South Central Minnesota and Twin Cities camps:

EPs and PD's plan, promote and implement camps held in July (14 students - 36% BIPOC)

Evaluation

Ripple Effect Mapping evaluation of StoryArk programming completed by the University of MN Extension Center noted StoryArk programming built impactful relationships, cultivated voice, pride, empowerment, created an accepting space for self-expression, taught life skills through experiences, unleashed creativity through a student initiated process, and taught students how to learn from each other.

Braided Funding Approach

StoryArk wants all students regardless of background, socio-economic status, political leanings, and religious views to have their stories uplifted, amplified and heard. To that end, we use a "braided" funding approach where each "strand" allows us to weave a strong fabric from which to support youth. This funding includes:

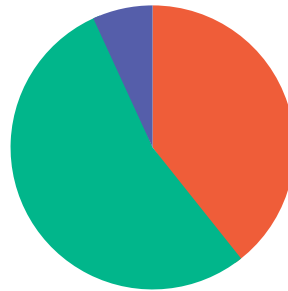
- 1) Grants including government grants (Minnesota State Arts Board, Regional Arts Councils, Nonprofit Infrastructure Program) and private grants (Hugh J Andersen Foundation, Fred C. and Kathryn B Andersen Foundation, St. Croix Valley Foundation, Kemp, ECMC and more)
- 2) School District Achievement and Integration dollars (Stillwater, Roseville, Inver Grove Heights, South St Paul, Forest Lake, Mankato, St James, Madelia, Lake Crystal-Welcome-Memorial, Maple River)
- 3) Individual contributions through fundraisers and direct donations

FY23 Funding Mix:

Contributed Revenue: Business/Civic, Individuals \$ 17,515

\$17,515

Grants: Local, Foundation, State
\$100,364



School District Achievement and Integration Funds
\$137,560

Each strand of our braided funding weaves a strong fabric to support all students. School districts, through integration and achievement dollars as well as transportation funds, can help us reach underrepresented youth whose stories are absent from the mainstream narrative. StoryArk, through donations and grants, can support students that do not meet the school district's criteria including homeschooling, out of district and more affluent, mainstream youth. Individual contributions help us meet specific student needs including technology and leadership opportunities otherwise not able to be afforded. By uplifting all student stories, we can interconnect diverse youth to each other and within the broader community.

StoryArk Statement of Activity July 2022 - June 2023

	Total
Revenue	
4100 Grants	
4105 Foundations	\$ 46,000.00
4108 Released - Foundation Grants	83,968.80
4110 Federal	
4115 State	\$ 54,364.49
4118 Released - State Grants	17,430.00
Total 4100 Grants	\$ 201,763.29
4200 Contributions	\$ 17,515.62
4300 Program Income	137,560.00
5910 Interest Income	31.06
Total Revenue	\$ 356,869.97
Expenses	
Payroll and Benefits	
Payroll Expenses	\$ 236,878.09
Benefits	\$ 15,668.51
Total Payroll & Benefits	\$ 252,546.60
5000 Administrative Expenses	\$ 11,337.84
5100 Contract Services	\$ 26,579.09
5300 Program expenses	\$ 14,008.57
5400 Travel Expenses	\$ 8,436.03
5500 Confs and Meetings	\$ 2,781.77
5600 Marketing	27.48
6900 Amortization Expense	173.00
6902 Depreciation Expense	967.00
Total Expenditures	\$ 316,857.38
Surplus/(Deficit) Operations	\$ 40,012.59
Other Expenditures	
Released From Restriction	101,398.80
Total Other Expenditures	\$ 101,398.80
Net Revenue	\$ 61,386.21

StoryArk Balance Sheet As of June 30, 2023

	Total
ASSETS	
Current Assets	
Bank Accounts	
1010 First State Bank & Trust - Checking	\$ 23,162.39
1020 First State Bank & Trust - Savings	\$ 40,072.10
Total Bank Accounts	\$ 63,234.49
Accounts Receivable	
1210 Accounts Receivable	\$ 10,325.00
Total Accounts Receivable	\$ 10,325.00
Other Current Assets	
1410 Prepaid Expense	\$ 1,121.65
Total Other Current Assets	\$ 1,121.65
Total Current Assets	\$ 74,681.14
Fixed Assets	
1630 Equip/Furniture	
1631 Equipment	\$ 2,899.00
1632 Accum Depreciation	\$ (967.00)
Total 1630 Equip/Furniture	\$ 1,932.00
Total Fixed Assets	\$ 1,932.00
Other Assets	
1730 Intellectual Property - Summer	\$ 2,595.00
1732 Accumulated Amortization	\$ (1,095.67)
Total 1730 Intellectual Property - Summer	\$ 1,499.33
Total Other Assets	\$ 1,499.33
TOTAL ASSETS	\$ 78,112.47
LIABILITIES AND EQUITY	
Current Liabilities	
Accounts Payable	
2010 Accounts Payable	\$ 2,183.75
Total Accounts Payable	\$ 2,183.75
Total Liabilities	\$ 2,183.75
Equity	
3120 Temp Restricted Net Assets	\$ 38,660.00
Total 3120 Temp Restricted Net Assets	\$ 38,660.00
3200 Unrestricted Net Assets	\$ 98,654.93
Net Revenue	\$ (61,386.21)
Total Equity	\$ 75,928.72
TOTAL LIABILITIES AND EQUITY	\$ 78,112.47